



Design and installation

Whatever your needs and aspirations, Brett has the mix of products to reflect your lifestyle.

Importantly with such scope to choose from, we have the people, technical tools and practical advice to help you plan, create and most of all enjoy your outdoor space.

Design and planning	84
Picturethis	84

Gardens

Paving patterns	86
Product information	88

Driveways

Block paving patterns	92
Product information	94
Quick product finder	98



Design and planning

Having got an idea for the look you want and the products you might use, the information in this section will help you onto the next stage – whether you have chosen to Do It Yourself, or have a contractor in mind to complete your project.

Together with brett.co.uk/gardenandhome you can find all you need, from help with design, through to information on product pack quantities and guidance on installation techniques.

Many of the Brett Approved Installers provide design help as part of their service, and are able to advise on any aspect of your project. Give one of them a call today. Visit brett.co.uk/findaninstaller or call 0845 6080 577.

I don't need a whole pack!

For some projects, a full pack quantity may be too much. Don't worry, to help, many merchants will split packs, supplying just what you need.



Picturethis

Now you can design and visualise your own driveway or patio in minutes with the help of 'Picturethis', our interactive web-based programme.

Go to our website brett.co.uk/picturethis and follow these simple steps:

1

Upload your own photo or choose from a selection already available.



2

Mark the area you want to change, then choose the paving product that best suits your tastes and project.



3

Add any kerbs, edging or circle features you like.





Brett Design Advice

To turn your sketches into a detailed plan, take advantage of the Brett Design Service – an easy to call advice centre for help on product information and installation guidance to make your project painless. Call 0845 6080 577 or email design@brett.co.uk

Thinking ahead

Taking time during the design stage really makes a difference. Consider how you wish to use your space and what look you want to achieve.

It is a good idea to create a scrapbook or 'mood board' full of your ideas, measurements and rough sketches. Take a look at the types of patterns and layouts you can achieve with your chosen products. Once you have made your decision, get in touch with your local stockist or Brett Approved Installer.

Don't forget about finishing touches such as edgings, kerbs and walling.



4

Compare before and after images. Change your selection and compare styles on-screen.



5

Calculate product required to complete your design.



6

Save and print your project details to show your contractor or Brett stockist.



Garden paving patterns

Brett flag paving ranges are designed to allow great design flexibility. To help you select and install a pattern, Brett provides a library of designs to choose from. Featured here are some of the most popular.

Each pattern illustrates the repeatable design area, the quantity of each unit size required and the ranges which are compatible with the product.


The shaded area identifies the pattern which can be created from the listed quantity of product.

Natural stone Project Pack pattern

Flag size	No per pack
A 900x600	13
D 600x600	13
F 600x290	13
K 290x290	9
area/pack*	15.24m ²

This pattern can be used with the following project packs: Granite, Limestone, Slate and all types of Sandstone

* Pattern assumes a 10mm joint based on our nominal paving sizes.



Westminster/Canterbury Project Pack pattern

Flag size	No per pack
D 600x600	7
E 600x450	6
F 600x300	6
G 450x450	4
H 450x300	4
K 300x300	8
area/pack*	7.61m ²

* Pattern assumes a 10mm joint based on our nominal paving sizes.



Natural stone Project Pack repeatable pattern 7

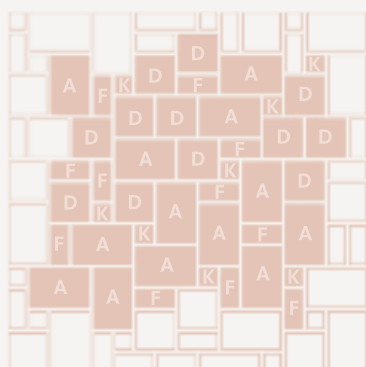
Flag size	No per pack
A 900x600	13
D 600x600	13
F 600x290	13
K 290x290	9

Repeatable pattern area*: 15.24m²

This pattern can be used with the following project packs: Granite, Limestone, Slate and all types of Sandstone

* Pattern assumes a 10mm joint based on our nominal paving sizes.

Note: this pattern does not use 1xD, 2xF and 1xK from each Project Pack



Bronte Project Pack pattern 3

Flag size	No per pack
D 600x600	7
E 450x600	8
F 600x300	6
G 450x450	4
K 300x300	8
area/pack*	7.60m ²

This pattern can be used with: Bronte

* Pattern assumes a 10mm joint based on our nominal paving sizes.





Design and installation



Piles of patterns

More patterns are available on our website. Visit brett.co.uk/gardenandhome to download more. Alternatively, contact your nearest Brett Approved Installer.



Example

- 1 Your area is 76m²
- 2 You select Bronte Paving
- 3 Choose repeatable paving pattern 2
- 4 You divide 76 by 2.3 to give 33 of repeatable patterns
- 5 The pattern requires two slabs of each size, so you will require 33x2 of each slab size = 66
- 6 In case of breakages and cutting always add another 5-10% dependent on the product complexity

For help in selecting a suitable pattern please visit brett.co.uk/gardenandhome or call 0845 6080 579.

Repeatable pattern 2

Quantity per repeatable pattern:

2xD 600x600mm

2xE 450x600mm

2xF 600x300mm

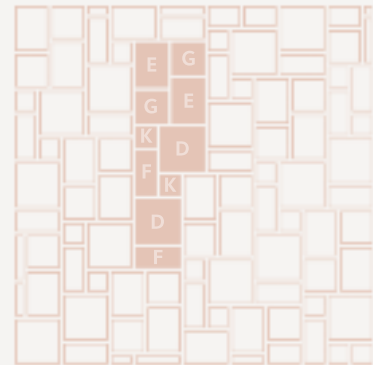
2xG 450x450mm

2xK 300x300mm

Repeatable pattern area*: 2.3m²

This pattern can be used with: Bronte, Canterbury and Westminster

* Pattern assumes a 10mm joint based on our nominal paving sizes.



Repeatable pattern 5

Quantity per repeatable pattern:

2xD 600x600mm

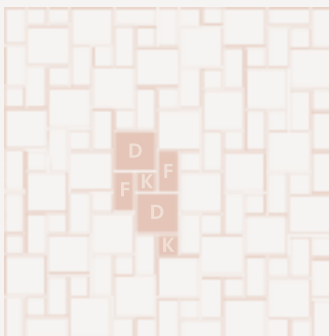
2xF 600x300mm

2xK 300x300mm

Repeatable pattern area*: 1.31m²

This pattern can be used with: Bronte, Canterbury, Westminster, Sandstone and Quorndon

* Pattern assumes a 10mm joint based on our nominal paving sizes.



Repeatable pattern 26

Quantity per repeatable pattern:

2xD 600x600mm

2xE 450x600mm

1xF 600x300mm

4xG 450x450mm


2xH 300x450mm

2xK 300x300mm

Repeatable pattern area*: 2.82m²

This pattern can be used with: Canterbury and Westminster

* Pattern assumes a 10mm joint based on our nominal paving sizes.



Mix it up!

Project packs are a cost effective solution for a small garden where there is a mixed pattern design.



For Driveway product patterns and information see page 92.

Garden paving product information

Listed here is information to help calculate your paving requirements. Please remember all sizes are nominal. If you need some extra help give the Brett Advice Line a call on 0845 6080 577.

Travertine



Nominal thickness: 30mm
Colours: Coral Reef, Warm Mocha
See page 12

Paving and features

Plan size (mm)	No per pack	m ² per pack
Project Pack		6.78
600x450	10	
450x450	10	
450x300	10	
300x300	10	
Feature Square	25	3.24
Setts		10.18
210x140	160	
140x140	160	
140x105	160	

For laying patterns, see page 86

Granite



Nominal thickness: 30mm (paving)
Colours: Silver Grey, Graphite Grey
See page 14

Paving and features

Plan size (mm)	No per pack	m ² per pack*	No per m ²
Project Pack		15.24	-
900x600	13		
600x600	13		
600x290	13		
290x290	9		
2.4m Circle with corners	57	5.76	-
Planks:			
900x150	64	8.64	7.4

Small Setts:
100x100x50 700 8.47 82.64
Large Setts:
200x100x100 175 4.04 43.29
* 10mm joint assumed
For laying patterns, see page 86

Slate



Nominal thickness: 30mm
Colours: Olive Black, Oyster Shell
See page 18

Paving and features

Plan size (mm)	No per pack	m ² per pack *
Project Pack		15.24
900x600	13	
600x600	13	
600x290	13	
290x290	9	
2.4m Circle with corners	57	6.15

* 10mm joint assumed
For laying patterns, see page 86

Polished Sandstone



Nominal thickness: 20mm
Colours: Fossil Mint, Sunset
See page 20

Paving and features

Plan size (mm)	No per pack	m ² per pack*	No per m ²
Project Pack		15.24	-
900x600	13		
600x600	13		
600x290	13		
290x290	9		
Wedges			
285/88x900	32	5.06	6.33
Planks			
900x150	64	8.64	7.41

* 10mm joint assumed
For laying patterns, see page 86

Limestone



Nominal thickness: 30mm
Colours: Fern, Mystic Sky, Ocean Sky
See page 28

Paving and features

Plan size (mm)	No per pack	m ² per pack *
Project Pack		15.24
900x600	13	
600x600	13	
600x290	13	
290x290	9	
2.4m Circle with corners	57	6.15

* 10mm joint assumed
For laying patterns, see page 86

Mind the gap!

When calculating your material requirements don't forget you need to allow for a joint gap. Where noted, the Brett pack quantities listed allow for a 10mm joint gap.

If any product does not mention a suggested joint width, you can butt joint.



For more detailed information on all landscaping products ask your local stockist or visit:

brett.co.uk/gardenandhome

Tumbled Sandstone



Nominal thickness: 30mm
Colours: Forest Glen, Sunset, Twilight
See page 22

Paving and features

Plan size (mm)	No per pack	m ² per pack*
Project Pack		15.24
900x600	13	
600x600	13	
600x290	13	
290x290	9	
2.4m Circle with corners	57	6.15
Setts		11.64
210x140	160	
140x140	160	
140x105	160	

* 10mm joint assumed
For laying patterns, see page 86

Walling

Size (mm)	No per pack	No per m ²	Face area m ² per pack
Mixed Pack		-	5.34
325x65x100	60		
270x65x100	100		
215x65x100	125		
215x65x100	315	63.49	4.96

Sandstone



Nominal thickness: 30mm
Colours: Forest Glen, Fossil Mint, Sunrise, Sunset, Sunset Flare
See page 24

Paving and features

Plan size (mm)	No per pack	m ² per pack*	No per m ²
900x600	28	15.24	1.80
600x600	40	14.88	2.69
600x290	85	15.56	5.46
290x290	70	6.30	11.11
Project Pack		15.24	-
900x600	13		
600x600	13		
600x290	13		
290x290	9		

Stepping Stones (size varies)	No per pack	m ² per pack*	No per m ²
(size varies)	60	-	-
Setts (50mm thick)		11.64	
210x140	160		
140x140	160		
140x105	160		

Size (mm)	No per pack	m ² per pack*
2.4m Circle	53	4.75
2.4m Circle corner pack	4 x 5 pieces	1.40
3.46m Circle	73	9.84
3.6m Circle corner pack	4 x 5 pieces	3.85
2.7m Full Octagon with corners	36	7.56

Size (mm)	No per pack	Lin m per per pack	No per lin. m
Copings: 40mm thick			
600x225mm	60	36.6	1.64
450x120mm	125	57.5	2.17
Spheres			
300mm dia.	1	-	-
400mm dia.	1	-	-

* 10mm joint assumed
For laying patterns, see page 86

Gravels, stones and cobbles



Coverage rate based on 50mm depth
See page 30 and 79

Product	Grade	Coverage kgs per m ²	Bag sizes	
			25kg	850kg
Cotswold	20	75	yes	yes
Golden	10	70	yes	yes
Golden	20	70	yes	yes
Natural Rounded Gravel	10	75	yes	yes
Staffordshire Pink	14	70	yes	yes
Rose Grey Granite	14	75	yes	yes
Lydd	20	75	yes	yes
Lydd	40	45	yes	yes
Durite				
Canterbury Spar	11	60	yes	yes
Westbere Spar	11	60	yes	yes
Silver Grey Granite	14	75	yes	no
White Marble	12	70	yes	yes

Product	Grade	Coverage kgs per m ²	Bag sizes	
			25kg	850kg
Red Granite	14	75	yes	yes
Green Granite	14	75	yes	yes
Spanish White Cobbles	75	100	yes	yes
Scottish Beach Cobbles	20-30	20	yes	yes
Scottish Beach Cobbles	30-50	55	yes	yes
Scottish Beach Cobbles	50-80	45	yes	yes
Blue Slate Paddlestones	75	62.5	yes	yes
Plum Slate	20	62.5	yes	yes
Blue Slate	20	62.5	yes	yes
Green Slate	20	62.5	yes	yes

Garden paving product information

Listed here is information to help calculate your paving requirements. Please remember all sizes are nominal. If you need some extra help give the Brett Advice Line a call on 0845 6080 577.

Moderno



Nominal thickness: 40mm
Colours: Black, Grey, White
Page 32

Plan size (mm)	No per pack	m ² per pack*	No per m ²
400x400	90	14.4	6.25

Westminster



Nominal thickness: 38mm
Colours: Millbank, Old Gold
Page 34

Plan size (mm)	No per pack	m ² per pack*	No per m ²
750x600	28	12.98	2.16
750x450	28	9.79	2.86
600x600	28	10.42	2.69
600x450	56	15.71	3.56
600x300	56	10.59	5.29
450x450	56	11.85	4.73
450x300	56	7.99	7.01
300x300	56	5.38	10.41
Project Pack		7.61	-
600x600	7		
600x450	6		
600x300	6		
450x450	4		
450x300	4		
300x300	8		
2.7m Full Circle	28	5.94	-
2.7m Full Circle corner kit	4 x 5 pieces	3.48	-
3.6m Half Circle	20	5.20	-
3.6m Half Circle corner kit	2 x 5 pieces	1.59	-
2.7m Full Octagon with corners	28	6.27	-
Stepping Stones	26	-	-
540x400 variable			
Millstones			
600 dia.	1	-	-

* 10mm joint assumed
For laying patterns, see page 86

Walling

Piece	Size LxHxW(mm)	No. per pack	Linear m per pack	No. per m ²	Face area m ² per pack
Full Block	327x102x102	54	-	26.49	2.04
Half Block	159x102x102	108	-	52.83	2.04
Double Coping	327x107x215	20	6.74	-	-
Single Coping/Edging Unit	327x89x102	16	5.39	-	-

Olde English Brick



Nominal thickness: 50mm
Colour: Burnt Red
Page 40

Plan size (mm)	No per pack	m ² per pack*	No per m ²
Basket Weave 450x450	44	9.31	4.73
Soldier Course Edging 450x225	44	4.76	9.25
Radius Edging 525 ext. dim. x225	26	3.08	8.43

* 10mm joint assumed

Canterbury



Nominal thickness: 35mm
Colours: Old Cotswold, Slate Grey, Weathered York
Page 42

Plan size (mm)	No per pack	m ² per pack*	No per m ²
600x600	30	11.16	2.69
600x450	60	16.84	3.56
600x300	60	11.35	5.29
450x450	60	12.70	4.73
450x300	60	8.56	7.01
300x300	60	5.77	10.41
Project Pack		7.61	-
600x600	7		
600x450	6		
600x300	6		
450x450	4		
450x300	4		
300x300	8		
1.8m Full Circle	36	2.69	-
1.8m Full Circle corner kit	4 x 3 pieces	2.02	-
3.6m Half Circle	38	4.84	-
Segment 4	20	2.74	7.31
Segment 5	20	4.43	4.52
Stepping Stones			
500x400 variable	28	-	-

* 10mm joint assumed
For laying patterns, see page 86

Walling

Piece shape	Size LxHxW(mm)	No. per pack	Face area m ² per pack
Mixed size Pack	-	50	1.25
L	375x100x250	12	-
T	375x100x250	12	-
I	500x50x250	14	-
O	250x100x250	12	-

Water Features



Tri-angle Water Feature

1685mm above finished floor level

Tri-tube Water Feature (page 46)

1680mm above finished

Water features need a minimum 500mm diameter space and 450mm deep hole.
For advice call 0845 6080 577

Bronte



Nominal thickness: 32mm
 Colours: Acorn Brown, Honey Brown, Weathered Apricot, Weathered Buff, Weathered Stone
 Page 44

Paving and features

Plan size (mm)	No per pack	m ² per pack*	No per m ²
600x600	32	2.69	11.91
600x450	64	3.56	17.96
600x300	64	5.29	12.10
450x450	64	4.73	13.54
300x300	64	10.41	6.15
Project Pack		7.6	-
600x600	7		
600x450	8		
600x300	6		
450x450	4		
300x300	8		
1.8m Full Circle	36	2.69	-
1.8m Full Circle corner kit	4 x 3 pieces	2.02	-
3.6m Half Circle	38	4.84	-
Circle Segment 4	20	2.74	7.31
Circle Segment 5	20	4.43	4.52
Stepping Stones			
300 dia.	30	2.12	-

* 10mm joint assumed
 For laying patterns, see page 86

Walling

Piece	Size LxHxW(mm)	No. per pack	Linear m per pack	No. per m ²	Face area m ² per pack
Large Block	300x160x95	64	-	18.98	3.37
Medium Block	300x75x95	128	-	37.95	3.37
Small Block	200x75x95	128	-	56.02	2.28
Flat Coping*	600x150x35	60	36.60	-	-

* 1.64 units required per linear metre

Broadway Economy



Nominal thickness: 32mm
 Colours: Buff, Natural
 Page 52

Paving

Plan size (mm)	No per pack	m ² per pack	No per m ²
600x600	30	10.08	2.78
450x450	60	12.15	4.94

Note: Available in a Smooth or Riven surface

Quorndon Patio



Nominal thickness: 38mm
 Colours: Buff, Natural
 Page 51

Paving

Plan size (mm)	No per pack	m ² per pack	No per m ²
600x600	25	9.00	2.78
600x300	25	4.50	5.56
450x450	50	10.13	4.94
300x300	50	4.50	11.11

For laying patterns, see page 86

Rosetti Tiles



Nominal thickness: 30mm
 Colours: Weathered Terracotta, Fire Topaz
 Page 48

Paving

Plan size (mm)	No per pack	m ² per pack*	No per m ²
300x300	54	5.19	10.41
300x150	54	2.68	20.16
150x150	108	2.76	39.06
362x362†	40	4.62	8.67

† Shaped unit
 * 10mm joint assumed
 For laying patterns, see page 86

Garden Edging



Colours: Brindle, Charcoal, Terracotta
 (Slate on End not available in Brindle)
 Page 53

Sizes

Piece (mm)	No per pack	Lin. m per pack	No per lin. m
Corner Posts -			
50x450x50mm	24	-	-
Full Rope Top -			
600x150x50mm	44	1.67	26.4
Round Top -			
600x150x50mm	44	1.67	26.4
Slate on End Edging -			
450x38x225mm	52	2.22	23.4
Slate on Corner -			
225x38x225mm	44	-	-

Chaucer Patio



Nominal thickness: 38mm
 Colours: Buff, Charcoal, Natural
 Page 50

Paving

Plan size (mm)	No per pack	m ² per pack	No per m ²
600x600	25	9.00	2.78
450x450	50	10.13	4.94

Patio Square



Nominal thickness: 40mm
 Colours: Autumn Mix, Charcoal (see page 61 for examples)
 Page 53

Paving

Plan size (mm)	No per pack	m ² per pack	No per m ²
Patio Square			
150x150	240	5.4	44.44

Block paving patterns


Block paving relies on the use of an interlocking pattern to provide a strong surface bond that can withstand regular trafficking by vehicles. It is essential therefore that the pattern choice is carefully considered, both for its strength and aesthetics.

To make it easier to choose, here are a number of popular patterns for you to consider. Most installers will find it easy to create these patterns but if you are planning to have a go yourself visit brett.co.uk/driveways for more information and a wider selection.


Popular patterns for use with most ranges



Herringbone with Bishops Hat




Stretcher



Random Stretcher


Alpha Antique, Beta and Regatta patterns



Alpha Antique Pattern AA.1

Beta Pattern BE.1


Regatta Pattern RG.1



Alpha Antique Pattern AA.15

Beta Pattern BE.15

Regatta Pattern RG.15



Alpha Antique Pattern AA.25

Beta Pattern BE.25

How to use pattern information

- 1 Choose a pattern that suits your project. For more examples of patterns in use look through the *Driveways* section.
- 2 Go online at brett.co.uk/driveways and select the pattern to download. E.g. AA.3 for Alpha Antique.
- 3 If you are buying and installing your own product, use the quantity per square metre information to calculate your order. For a 56m² driveway, you would simply multiply each of the no. of units listed by 56.

Alpha Antique Medium 12 x 56 = 672

Alpha Antique Large 12 x 56 = 672

Alpha Antique Extra Large 12 x 56 = 672

Calculate the number of packs to use by referring to the product information (pages 94–97) and place your order with your nearest stockist. Visit brett.co.uk/findastockist


If you are using an Installer, simply give them the pattern sheet when they come to quote!

Want to Install your own Block Paving? We can help.


Brett Approved Installers make installing block paving look extremely easy. With the right tools and materials together with some serious labour, it is not the major undertaking you might think. If you want to have a go, Brett offers a detailed installation guide and supporting technical advice at brett.co.uk/gardenandhome.




Classico and Aura patterns



Pattern SQ7/AU7



Pattern SQ8/AU8



Pattern SQ11/AU11



Pattern SQ6/AU6

If you are paving your front garden, check that your plans are in accordance with the latest legislation, see page 72 for more information.



Driveway paving product information

Aura



Colours: Bronze Fleck, Burnt Fleck, Silver Fleck
Page 58

Blocks and features

Plan size (mm)	No per pack	m ² per pack	No per m ²
60mm thick			
114x114	539	7.01	75
171x114	385	7.50	50
111x114			
Circle Stone	693	7.74	90
Circle Starter Pack 310 dia.	9	0.08	-
Circle Six Pack 1460 dia.	143	1.67	-

For laying patterns, see page 92

Alpha Antique



Colours: Autumn Gold, Autumn Mix, Brindle, Burnt Oak, Charcoal, Silver Haze
Page 60

Blocks and features

Plan size (mm)	No per pack	m ² per pack	No per m ²
50mm thick			
105x140	672	9.88	68
140x140	504	9.88	51
210x140	336	9.88	34
Project Pack [†]	460	9.88	-
Small Circle Pack 1550 dia.	127	1.89	-
Extension Circle Pack 2950 dia. (large circle with small removed)	337	4.95	-
Circle Pack 2950 dia	464	6.84	-
60mm thick			
105x140	576	8.47	68
140x140	432	8.47	51
210x140	288	8.47	34
252x140	216	7.62	28
280x210	144	8.47	17
Small Circle Pack 1550 dia.	127	1.89	-
Extension Circle Pack 2950 dia. (large circle with small removed)	337	4.95	-
Large Circle Pack 2950 dia.	464	6.84	-
80mm thick			
105x140	480	7.06	68
140x140	360	7.06	51
210x140	240	7.06	34
252x140	180	6.35	28
280x210	120	7.06	17

[†] Mix of 3 sizes

For laying patterns, see page 92

Regatta



Colours: Autumn Gold, Burnt Oak, Silver Haze
Page 62

Blocks and features

Plan size (mm)	No per pack	m ² per pack	No per m ²
60mm thick			
133x133	432	7.64	57
200x133	288	7.66	38
240x133	240	7.66	32
266x200	144	7.66	19
Small Circle Pack 1550 dia.	127	1.89	-
Extension Circle Pack 2950 dia. (large circle with small removed)	337	4.95	-
Large Circle Pack 2950 dia.	464	6.84	-
80mm thick			
133x133	360	6.38	57
200x133	240	6.38	38
240x133	240	7.66	32
266x200	120	6.38	19

For laying patterns, see page 92



Round and round again!

All these block paving circles can be extended indefinitely. Information on how to calculate product requirements for extensions (up to 6 metres) is available at brett.co.uk/driveways. For anything bigger call our design advice line on 0845 6080 577.

How thick should I go?

The paving thickness should be considered when choosing block paving. 50mm will suffice for most lightly trafficked domestic driveways. If you have large or exceptionally heavy vehicles trafficking your driveway, use thicker blocks. For guidance on suitability call us on 0845 6080 577.

Classico



Colours: Autumn Mix, Brown, Charcoal, Grey, Russet

Page 66

Blocks and features

Plan size (mm)	No per pack	m ² per pack	No per m ²
60mm thick			
114x114	567	7.37	75
171x114	378	7.37	50
111x114			
Circle Stone	693	7.74	90
Circle Starter Pack			
310 dia.	9	0.08	-
Circle Six Pack			
1460 dia.	143	1.67	-

For laying patterns, see page 92

Beta



Colours: Autumn Gold, Autumn Mix, Brindle, Burnt Oak, Charcoal, Silver Haze

Page 70

Blocks and features

Plan size (mm)	No per pack	m ² per pack	No per m ²
50mm thick			
Small Circle Pack			
1550 dia.	127	1.89	-
Extension Circle Pack			
2950 dia.	337	4.95	-
Large Circle Pack			
2950 dia.	464	6.84	-
60mm thick			
105x140	672	9.88	68
140x140	504	9.88	51
210x140	336	9.88	34
252x140	234	8.26	28
280x210	120	7.06	17
Small Circle Pack			
1550 dia.	127	1.89	-
Extension Circle Pack			
2950 dia.	337	4.95	-
Large Circle Pack			
2950 dia.	464	6.84	-
80mm thick			
105x140	400	5.88	68
140x140	300	5.88	51
210x140	216	6.35	34
252x140	180	6.35	28
280x210	120	7.06	17

For laying patterns, see page 92

Penta



Penta colours: Autumn Mix, Russet
Penta Square colours: Autumn Mix, Charcoal

Page 68

Blocks and features

Plan size (mm)	No per pack	m ² per pack	No per m ²
60mm thick			
Penta			
160x160	280	5.91	48
Penta Square			
133x133	432	7.64	57

For laying patterns, see page 92

Omega



Colours: Autumn Gold, Autumn Mix, Brindle, Buff, Burnt Oak, Charcoal, Grey, Red
Half Block and Bishops Hat colours: Autumn Gold, Brindle, Burnt Oak, Charcoal, Autumn Mix

Page 77

Blocks and features

Plan size (mm)	No per pack	m ² per pack	No per m ²
50mm thick			
200x100	488	9.76	50
60mm thick			
200x100	404	8.08	50
Half Block -			
100x100	768	7.68	100
Bishops Hat -			
280x192	1	-	29
80mm thick			
200x100	308	6.16	50
Half Block -			
100x100	576	5.76	100

For laying patterns, see page 92

Driveway paving product information

Chaucer Traffic



Thickness: 50mm
Colours: Buff, Charcoal, Natural
See page 78

Paving and features

Plan size (mm)	No per pack	m ² per pack	No per m ²
600x600	20	7.20	2.78
450x450	40	8.10	4.94

Quorndon Traffic



Thickness: 50mm
Colours: Buff, Natural
See page 78

Paving and features

Plan size (mm)	No per pack	m ² per pack	No per m ²
450x450	40	8.10	4.94

Kerbs



Aura, Alpha Antique and Drivestyle

No per pack	Lin. m pack	No per lin m
270	27	10

Size
Size 125mm(l) x 100mm(w) x 125mm(h)
Bullnose Radius 30mm
Radius Splay 42mm Angle

Corners and Radials are sold individually in both Splay and Bullnose designs.

See page 80



High and Rustic

No per pack	Lin. m pack	No per lin m
168	16.8	10

Size
150mm(l) x 100mm(w) x 200mm(h)
Bullnose Radius 50mm
Half Batter 103mm Angle

Corners and Radials are sold individually in both Half Batter and Bullnose designs. A Flat Half Batter corner unit is also available.

See page 80



Multi-purpose

No per pack	Lin. m pack	No per lin m
252	varies	varies

Size
180mm(l) x 100mm(w) x 100mm(h)
Bullnose Radius 85mm
Half Batter 72mm Angle (Horizontal Only)

A Corner unit is sold individually. No per Linear metre is dependent on installation position, please call for calculation assistance.

See page 80

Transition and Drop Kerbs

Transitions convert

From	To
High Bullnose	High Half Batter
High Half Batter	British Standard

Drop Kerbs convert

From	To
High Half Batter	Drivestyle Splay
High Bullnose	Drivestyle Bullnose
High Bullnose	Flat/Crossover
High Half Batter	Flat/Crossover

Units are also available to convert in reverse of above



Radius calculator

If you are planning a curvy design, use radius kerb units to achieve a professional finish.

Visit brett.co.uk/driveways or call

0845 6080 577 to help calculate the curve.

Drainage



Dished Channel and Edgeblock

Plan size (mm)	No per pack	No per lin. m	Lin. m per pack
60mm			
Dished Channels 200x200	156	5	31.2
Dished Channel Corners 200x200	1	5	-
80mm			
Dished Channels 200x200	1	5	
Dished Channel Corners 200x200	1	5	

Edgeblock

Product	Size (mm)	No per pack	Lin. m per pack	No per lin. m
Flat Top	915x50x150	56	51.3	1.09
Round Top	915x50x150	42	38.5	1.09

See page 80

Drainage accessories

New legislation on front garden paving may mean you need to install a soakaway or channel water into a rain garden. Brett stockists are able to supply a comprehensive range of drainage products, including line drains, gratings and recessed manholes. Find your nearest stockist at brett.co.uk/findastockist



Permeable paving

Brett Advice Service

Brett offers a free, simple test that checks which option is best, and how to avoid the need for planning permission.

For more help with your driveway call 0845 6080 577 or visit brett.co.uk/driveways

The Brett Flow Solution

Permeable paving design normally requires a deeper dig than standard paving, but with the Brett Flow system including its reinforcing mesh, you don't have to dig so deep.

This strong, compact structure saves time, labour and money.

Classico Flow



Colours: Autumn Mix, Charcoal, Russet

Paving and features

Plan size (mm)	No per pack	m ² per pack	No per m ²
60mm thick			
118x118	567	7.88	72
177x118	378	7.88	48

Omega Flow



Colours: Autumn Gold, Autumn Mix, Charcoal, Brindle

Paving and features

Plan size (mm)	No per pack	m ² per pack	No per m ²
60mm thick			
215x115	404	8.08	50
80mm thick			
215x115	308	6.16	50

Quick product finder

Alpha Antique Circle	60	Dished Channel Drain	97	Olde English Brick	40	Sandstone Walling	27
Alpha Antique Kerb	60	Drivestyle Kerb	80	Omega Paving	77	Slate on End Straight Edging	53
Alpha Antique Paving	60	Drainage products	97	Omega Flow Paving	75	Slate on End Corner Edging	53
Approved Installers	64	Drop Kerb	96			Slate Circle	18
Aura Circle	58			Patio Square	53	Slate Paving	18
Aura Kerb	58	Edging	53	Penta and Penta Square	68		
Aura Paving	58			Permeable paving	72	Travertine Feature Square	12
		Flat Top Edging	53	Picturethis	84	Travertine Paving	12
Beta Circle	70	Full Rope Top Edging	53	Polished Sandstone Paving	20	Travertine Setts	12
Beta Paving	70			Polished Sandstone Planks	20	Tumbled Sandstone Circle	22
Bishops Hat	77	Granite Circle	14	Polished Sandstone Wedges	20	Tumbled Sandstone Paving	22
Brett Flow System	73	Granite Paving	14			Tumbled Sandstone Setts	22
Broadway Economy	52	Granite Planks	14	Quorndon Patio	51	Tumbled Sandstone Walling	22
Bronte Paving	44	Granite Setts	14	Quorndon Traffic	78		
Bronte Stepping Stones	44	Grating	73			Water Features	90
Bronte Walling	46	Gravel	30	Regatta Circle	62	Westminster Paving	34
				Regatta Paving	62	Westminster Circle	37
Canterbury Circle	42	Half Omega	77	Rosetti Tiles	48	Westminster Millstones	35
Canterbury Paving	42	High Kerb	80	Round Top Edging	53	Westminster Octagon	37
Canterbury Stepping Stones	42			Rustic Kerb	80	Westminster Stepping Stones	34
Canterbury Walling	42	Kerb	80			Westminster Walling	38
Chaucer Patio	50	Kerb Transitions	96	Sandstone Circle	26		
Chaucer Traffic	78			Sandstone Coping	27		
Chippings	30	Limestone Circle	28	Sandstone Edging	27		
Classico Circle	66	Limestone Paving	28	Sandstone Octagon	26		
Classico Paving	66	Line Drain	97	Sandstone Paving	24		
Classico Flow Paving	74			Sandstone Setts	27		
Cobbles	30	Moderno Paving	32	Sandstone Spheres	26		
Corner Post	53	Multipurpose Kerb	80	Sandstone Stepping Stones	24		

Additional information

Continual development and review of the Brett product range means that changes to the ranges including the addition of new products may occur whilst this brochure is still available. Therefore, please ask your local stockist to check you have the latest information or visit brett.co.uk/gardenandhome.

HEALTH AND SAFETY

Hard landscaping products can be hazardous, especially when lifting, cutting, drilling or abrading. Always carry out a risk assessment. Refer to the Health and Safety Executive before commencing work.
Tel: 0845 3450 055 or visit www.hse.gov.uk.

SUITABILITY

Our Garden products are not intended for use on driveways or any public areas such as shopping precincts. For information on the Brett range of commercial products please call 0845 6080 577.

PRODUCT MEASUREMENTS

All product measurements and weights shown in this brochure are approximate and subject to change. Block paving is made to BS EN 1338 standard tolerances to ensure efficient installation.

ORDERING

To order Brett product contact your nearest Brett stockist, call 0845 6080 577 or visit brett.co.uk/findastockist. Ensure products are carefully inspected prior to laying. No responsibility will be accepted for any delays, relaying or removing costs if this has not been done.

COLOUR

The colours represented in this brochure are as accurate as current photographic and printing processes allow. Prior to ordering and installation, products should always be inspected and chosen in daylight. Most Brett stockists can supply samples or displays. The total quantity required should be ordered and delivered at the same time to reduce the risk of using products from different batches. Product should be laid from a number of packs at the same time to further reduce the risk of visible batch variation.

EFFLORESCENCE

Efflorescence is not covered under the guarantee provided by Brett. For more information on efflorescence visit brett.co.uk/gardenandhome.

MAINTENANCE AND SEALERS

High pressure washers and de-icing salts are not recommended for use on Brett Product. Proprietary liquid cleaning, de-icing agents and concentrated pool chemicals should be used with care, as some products may cause bleaching. Never use acid on natural stone, only water and a brush. The use of sealers should be carefully considered, particularly with regard to the risk of trapping efflorescence and other contamination. Please see page 49 for more information or visit brett.co.uk/gardenandhome.

NATURAL STONE

Brett follows a strictly ethical policy to ensure that all quarried materials are sourced from operators which implement the highest standards for staff and environmental welfare, both in the UK and abroad. Brett are a member of the Ethical Trade Initiative. Visit www.ethicaltrade.org.



ACKNOWLEDGEMENTS

Brett would like to thank Westminster, Gloster and Coolings for supply of furniture and plants.

Brochure designed and produced by Communication Design Partnership 01959 562777

BLHP/100k/0109

Brett Landscaping, Sileby Road, Barrow upon Soar, Leicestershire LE12 8LX
Tel 0845 6080 577 brett.co.uk/landscaping





Landscapes by Brett

Improving the exterior of your home can be challenging, but get it right and you'll create a fabulous outdoor living space and add value to your home. So why not create your own masterpiece? At Brett, we have everything you need, visit brett.co.uk/gardenandhome for inspiration.

brett